

Table wall

Design: Esben Wingerei

Description

Acoustic plate for mounting on the table top. The screen can either be placed on top of the table top or hang down in front of the table top. Both screens are attached without any holes or screws in the table top.

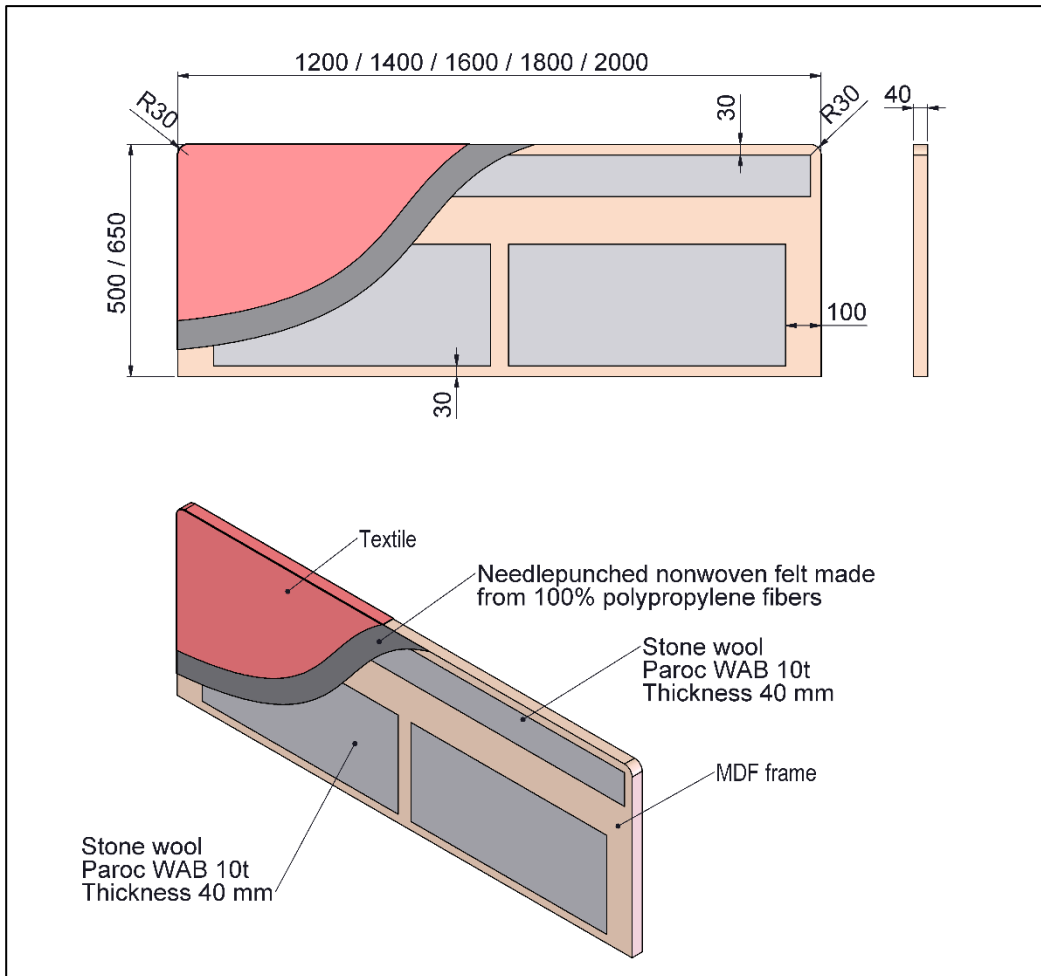


The screen is delivered as standard in 6 different fabric qualities:

FIJI (Camira - selection of 7 colors) /
CARA (Camira - full range of 31 colors) /
HUSH (Gabriel - full range of 28 colors) /
SOUL (Gabriel - full range of 37 colors) /
SYNERGY (Camira - full range of 24 colors) /
HINT (Square - full range of 20 colors)

Table wall

Main dimensions and general construction



Tested and complies with

EN1023-1:1996 Office storage – Screens - Part 1: Dimensions

EN 1023-2:2000 Office storage – Screens - Part2: Mechanical safety requirements

Test performed by FURNITEST, Lentvario str. 7A, Vilnius LT-02241 Lithuania

Report BBC 20-147/148/26.06.2020


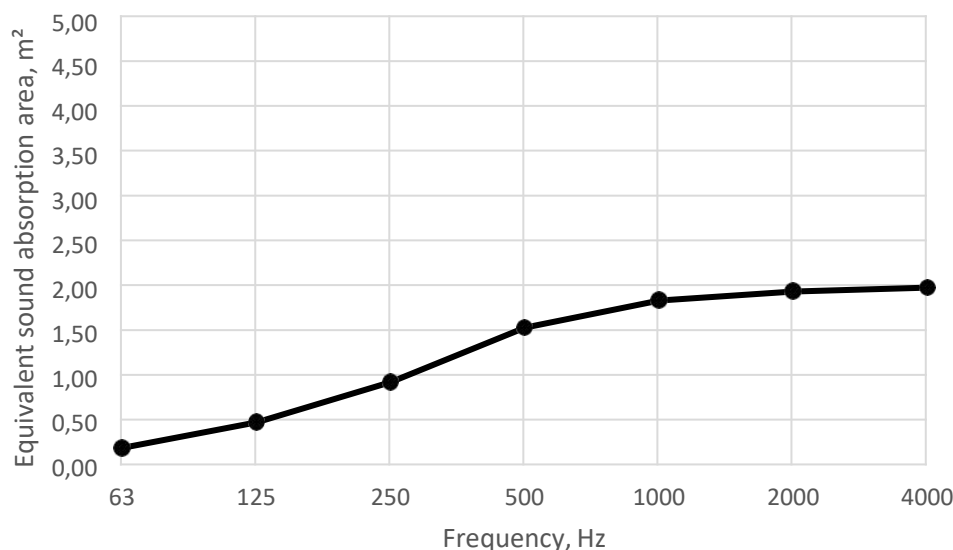


Table wall

Acoustics

Measurement of sound absorption area in a reverberation room according to EN ISO 354. Evaluation made according to standard for individual objects SS 25269

Test performed by RISE Research Institutes of Sweden AB
Report 2PO1851 / 05.03.2020



Equivalent sound absorption area per object in octave bands (m²)

Acoustics core material Paroc WAB 10T

Measurement of sound absorption coefficient in a reverberation room according to EN ISO 354 and evaluation according to EN ISO 11654

Sound absorption class A.

Test performed by RISE Research Institutes of Sweden AB
Report 2P05605 / 03.07.2020