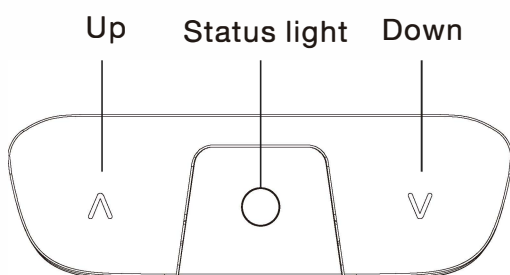


Usage and Setting



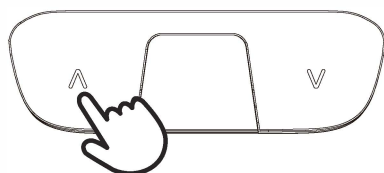
Easy-to-Go



Lite 2.0

Note


1. Please make sure no obstacles during up and down.
2. Don't make the desktop attach to wall.



Lifting function


Up

Press and hold the UP button, the height adjustable desk will rise. Release the button, it will stop.



Down

Press and hold the DOWN button, the height adjustable desk will DOWN. Release the button, it will stop.



Press 10 sec

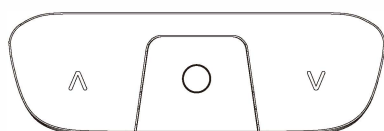
Reset

Condition

When the display shows an Error code: E07-E09, (Even after reset, the display still shows error code) it doesn't work when pressing any button.

Operation

Keep pressing the "down" button for 10 seconds, the display shows RST. Release the button, and press the "down" button another 2-3 seconds to reset.



Status light function

Reset state: the status light blinks at a rate of 1Hz
Error state: the status light is always on
Normal state: the status light is off.